




Make your own witch from Rapunzel



- Design and draw a face for the witch
- Cut along the dotted line
- Fold and glue the witch into a cone shape
- Tape a lolly pop stick to the inside of the cone
- Now you can use your character to help tell the story

Make your own Rapunzel



- Design and draw a face for Rapunzel
- Cut along the dotted line
- Fold and glue Rapunzel into a cone shape
- Tape a lolly pop stick to the inside of the cone
- If you want to make Rapunzel's hair longer you could try adding some yellow wool
- Now you can use your character to help tell the story



© Bethan Woolvin 2017